

vtech®

User's Manual



Disney · PIXAR
**MONSTERS
UNIVERSITY**



THE LEARNING APP TABLET

InnoTAB®

Disney/Pixar elements © Disney/Pixar
Visit the Pixar website at Pixar.com

VTech understands that a child's needs and abilities change as they grow and with that in mind we develop our toys to teach and entertain at just the right level...

vtech Baby

Toys that will stimulate their interest in different textures, sounds and colours

I am...

...responding to colours, sounds and textures

...understanding cause and effect

...learning to touch, reach, grasp, sit-up, crawl and toddle

Birth-36months



Pre-School

Interactive toys to develop their imagination and encourage language development

I want...

...to get ready for school by starting to learn the alphabet and counting

...my learning to be as fun, easy and exciting as can be

...to show my creativity with drawing and music so my whole brain develops

3-6years



Electronic Learning Computers

Cool, aspirational and inspiring computers for curriculum related learning

I need...

...challenging activities that can keep pace with my growing mind

...intelligent technology that adapts to my level of learning

...National Curriculum based content to support what I'm learning at school

4-10years



To learn more about this and other VTech® products, visit www.vtechuk.com

Dear Parent,

At VTech®, we know how much you enjoy staying on top of the hottest trends and having the most high-tech gadgets around. We also know that your children feel the same way. With that in mind, we developed InnoTab®, our first multi-function tablet just for children that brings all the magic of Mum's and Dad's tablets into a fun-filled learning experience that fits their active lifestyles.

InnoTab® is the next generation of learning toy for children aged 3-9 that has a rich library of cartridge software with interactive animated e-books, learning games, creative activities along with a wide variety of additional apps to download. It features a 5" colour LCD touch screen, a G-sensor for game control, as well as a USB port for downloads, SD card slot for memory expansion and a headphone jack, all housed in a stylish, durable and compact design for easy portability.

When playing with InnoTab®, children can look, listen, touch, and tilt their way through activities to discover a world of fun whenever they want and wherever they go. Through interactive play, your child will develop skills in reading, maths, social studies, science, music, creativity, and more—which we know is important to you.

At VTech®, we are dedicated to helping your children uncover their talents. We thank you for your trust in our products that encourage active minds through imaginative play.

Sincerely,

Your friends at VTech®

INTRODUCTION

The Scare Games are the biggest event of the year at Monsters University. Mike and the other Oozma Kappas need to win, or Mike and Sulley will get expelled! Read their story in the e-book, or help Mike and Sulley train for the Scare Games in the learning games.

INCLUDED IN THIS PACKAGE

- 1 **InnoTab®** cartridge – Disney/Pixar Monsters University
- 1 **InnoTab®** cartridge user's manual

WARNING: All packing materials, such as tape, plastic sheets, packaging locks and tags are not part of this toy, and should be discarded for your child's safety.

Note: Please keep the user's manual as it contains important information.

GETTING STARTED

STEP 1: Insert the InnoTab® Cartridge


Make sure the unit is turned off. Insert the **InnoTab®** cartridge firmly down into the cartridge slot located on the back of the unit and push until it clicks into place as shown in the below image.



STEP 2: Select the Cartridge Icon

Touch the cartridge icon on **InnoTab®** desktop.

Note: Your **InnoTab®** desktop may look slightly different from the image on the right, depending on which version of **InnoTab®** you own.



Cartridge icon

STEP 3: Choose How You Want to Play

There are four ways to play. Touch an icon to choose.

Adventure: Help Mike train the OK team and win the Scare Games.

Free Play: Access the learning games. Collect pennants in Adventure mode to unlock them all!

E-Book: Read or listen to the interactive e-book.

Photo Fun*: Take fun pictures with Monsters University frames and stamps.

Note: If your version of **InnoTab®** has a built-in camera, a camera activity will appear in the cartridge menu. If your version of **InnoTab®** does not have a built-in camera, this activity will not be available.



THE HARD KEYS



HOME

Exit the current activity and return to the **InnoTab®** desktop.



HELP BUTTON

Replay instructions, or ask for a hint.

SETTINGS

Music On/Off

To turn the background music on or off, touch the Music On/Off icon on the cartridge menu.



Music On/Off icon

Note: If your version of **InnoTab®** has a built-in camera, a camera activity will appear in the cartridge menu. If your version of **InnoTab®** does not have a built-in camera, this activity will not be available.

Levels

There are two levels for every game; a level selection menu will appear when the player touches any game icon. Touch Easy or Difficult to choose.



ACTIVITIES

E-Book

Menu Page

After touching the e-book icon, you will see a menu page.

Touch the Read the Story icon to go to the index page. Touch the Story Dictionary icon to see vocabulary words from the story. Touch the Settings icon to turn the vocabulary word highlights and music on or off.



Index Page

After touching the Read the Story icon, you will see an index page. You can start the story from the beginning by touching Whole Story or choose any page to start reading.



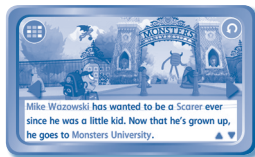
Story Page

In each story page, touch anywhere on the screen to stop the story narration and enter **Free Play**. When the story narration has finished, you will enter **Free Play** mode automatically.

In **Free Play**, you can touch the words one by one to read the story at your own pace, touch highlighted vocabulary words to hear their definitions, or touch images in the art to hear fun voices and sounds. If you don't touch the screen for a while, the story narration will continue automatically to the next page.

Click the screen left or right or press the left or right arrow to play the previous or next page.

To listen to the story narration again, touch the **Replay** icon (⏮) on the screen. To go back to the index page, touch the **Index** icon (📖) on the screen.



Adventure Mode

Help Mike and Sulley train for the Scare Games in Adventure Mode. Select **New Game** to start a new adventure, or touch **Continue Game** to continue the adventure.



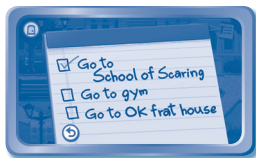
Calendar

In Adventure Mode, you'll see Mike's calendar. There are two types of days: training days and Scare Game days.



Training Days

On the training days, a daily plan shows what Mike needs to do. Help Mike get to the places where he wants to train. Tap the path to guide Mike. Tap the pennants on the screen to collect them!



Path Games

Along the path, Mike will find some clubs that are trying to recruit new members. Stop at a booth to learn more!

Monster Football

Help Mike kick a field goal by choosing the correct letter.

Curriculum: Beginning Letters / Missing Letters



Monster Puzzle

Mike sees Sulley playing a puzzle game at Games Club booth. Help Sulley complete a puzzle featuring a famous Scarer.

Curriculum: Problem Solving



Scare Card Club

At the Scare Card Club booth, play a memory game with the scare cards.

Curriculum: Memory




Training Games

When Mike arrives at a training location, he'll play a training game.

Reflex Training

Mike trains to improve his speed and reaction time in the gym. Help Mike get in good shape by running on the treadmill with the highest number, and then running on the treadmill with the correct answer to the maths problem.

Curriculum: Maths, Addition, Number Comparison



Scary Faces

A good scare is all in the details. Help the OKs find the differences between the two pictures.

Curriculum: Visual Discrimination



Avoid the Spotlight

Mike has set up a training game for Sulley. Help Sulley scare the pop-ups by choosing the correct headboard.

Curriculum: Numbers, Number Order



Scare Games

After several days of training, Mike and Sulley will participate in a Scare Game. Lead the OK team to victory by winning all the games!



The Toxicity Challenge


Guide Mike as he runs through the sewer full of toxic urchins. Help him race with Sulley and make it to the end of the path.



Avoid the Parent

Mike needs to avoid the librarian and look for the OK flag. Help him search different bookshelves in the library.

Curriculum: Beginning Letters, Missing Letters



Simulated Scare



Help Sulley and Mike scare the simulator kid within the time limit.



Free Play

In this activity, you can access all the training games, path games, and Scare Games. Some of them will be locked. Use the pennants collected in Adventure mode to unlock all of them!



Photo Fun

In this activity, you can take photos with Monsters University frames and stamps.

Note: If your version of **InnoTab®** has a built-in camera, a camera activity will appear in the cartridge menu. If your version of **InnoTab®** does not have a built-in camera, this activity will not be available.



ONLINE FEATURE

Register online to keep track of your child's learning journey with personalised recommendations. You can also connect to our **Learning Lodge™** to download great apps, games, e-books and more!

If you have not already installed the **InnoTab®** version of the **Learning Lodge™** software on your computer, go to www.vtechuk.com/download to download and install it.

CARE & MAINTENANCE

1. Keep **InnoTab®** cartridge clean by wiping it with a slightly damp cloth. Never use solvents or abrasives.
2. Keep it out of direct sunlight and away from direct sources of heat.
3. Avoid dropping it. NEVER try to dismantle it.
4. Always keep **InnoTab®** cartridge away from water.

WARNING

A very small percentage of the public, due to an existing condition, may experience epileptic seizures or momentary loss of consciousness when viewing certain types of flashing colours or patterns. While **InnoTab® The Learning App Tablet** does not contribute to any additional risks, we do recommend that parents supervise their children while they play video games. If your child experiences dizziness, altered vision, disorientation, or convulsions, discontinue use immediately and consult your doctor. Please note that focusing on an LCD screen at close range and handling touch screen or g.sensor controls for a prolonged period of time may cause fatigue or discomfort. We recommend that children take a 15-minute break for every hour of play.

TROUBLESHOOTING

Please note that if you try to insert or remove an **InnoTab®** cartridge without first turning the unit **OFF**, you may experience a malfunction. If this happens, and the unit does not respond to pressing the **ON/OFF** button, disconnect the AC adaptor from the main unit or remove the batteries. Then, reconnect the adaptor, or reinstall the batteries.

TECHNICAL SUPPORT

If you have a problem that cannot be solved by using this manual, we encourage you to visit us online or contact our Consumer Services Department with any problems and/or suggestions that you might have. A support representative will be happy to assist you.

Before requesting support, please be ready to provide or include the information below:

- The name of your product or model number (the model number is typically located on the back or bottom of your product).
- The actual problem you are experiencing.
- The actions you took right before the problem started.

Internet: www.vtechuk.com

Phone: 01235 546810 (from UK), or +44 1235 546810 (outside UK)



COPYRIGHT NOTICES

2013 VTech. All Rights Reserved. **VTech®**, the **VTech®** logo and **InnoTab®** are registered trademarks of VTech. **Learning Lodge™** is a trademark of VTech. All other trademarks are property of their respective owners.

IMPORTANT NOTE:

Creating and developing **InnoTab® The Learning App Tablet** products is accompanied by a responsibility that we at **VTech®** take very seriously. We make every effort to ensure the accuracy of the information that forms the value of our products. However, errors sometimes can occur. It is important for you to know that we stand behind our products and encourage you to call our Consumer Services Department at 01235 546810 (from UK), or +44 1235 546810 (outside UK), with any problems and/or suggestions that you might have. A service representative will be happy to help you.

OTHER INFO

DISCLAIMER AND LIMITATION OF LIABILITY

VTech® Electronics Europe PLC and its suppliers assume no responsibility for any damage or loss resulting from the use of this handbook. **VTech®** Electronics Europe PLC and its suppliers assume no responsibility for any loss or claims by third parties that may arise through the use of this software. **VTech®** Electronics Europe PLC and its suppliers assume no responsibility for any damage or loss caused by deletion of data as a result of malfunction, dead battery, or repairs. Be sure to make backup copies of important data on other media to protect against data loss.

COMPANY : **VTech®** Electronics Europe PLC

ADDRESS : Napier Court, Abingdon Science Park, Abingdon, Oxon, OX14 3YT.

TEL NO.: 01235 546810 (from UK), or +44 1235 546810 (outside UK)



PRODUCT WARRANTY



Thank you for choosing this quality product from VTech. We hope it will bring many hours of entertainment, imaginative play and learning.

1. The product detailed above is covered by a one year warranty from the date of purchase, against any defects in materials or workmanship.
2. The product may be returned to the place of purchase. Alternatively the product can be returned to VTech Electronics Europe plc (see address below), with proof of purchase, without proof of purchase no replacement will be provided.
3. VTech Electronics Europe plc will examine the product and if it is found to be defective due to faulty materials or workmanship, will replace the product at their discretion.
4. If the product covered by this warranty is damaged due to misuse, modification or unauthorised repair, or because of faulty batteries, battery discharge or incorrect electrical connections, then this warranty becomes void.
5. This warranty is personal to the original purchaser and is not transferable.
6. Breakages to the LCD screen are not covered by the warranty.
7. Returns to VTech Electronics Europe plc should include a cheque or postal order for £1.50 towards the cost of return postage and packaging.
8. Products returned to VTech Electronics Europe plc, should be addressed as follows and packed carefully to avoid damage in transit (Please do not include batteries or adaptor).
Please include details of the fault together with your name and address.

VTech Electronics Europe plc, c/o Tablogix Limited, 200 Milton Park, Abingdon, Oxon OX14 4TA

THIS WARRANTY IS OFFERED AS AN EXTRA BENEFIT AND DOES NOT AFFECT CONSUMERS' STATUTORY RIGHTS.

This warranty is valid for the UK and Eire only. For products purchased outside the UK and Eire, please contact your local distributor or place of purchase.

© 2013 VTech
Printed in China
UK 91-002838-039

